

A microscopic view of water showing a dense population of small, thin, brownish fibers or organisms, likely representing a water quality issue. The background is a light, yellowish-brown color.




Water Quality Management

Water Filtration (Mechanical)

Mechanical filtration

- Mechanical filtration is used to remove solid waste quickly and effectively.
- The type of mechanical filter will depend on
 - the flow of water to be treated,
 - the size of the particles which need to be removed
 - the clarity required.

Types of mechanical filters

	Advantages	Disadvantages	Applications
Cartridge Filter 	<ul style="list-style-type: none">• Small footprint• High surface area	<ul style="list-style-type: none">• Difficult to clean: sometimes requires the use of chemicals• Pressurised• Replacement cartridges expensive	<ul style="list-style-type: none">• Low flows with low to medium suspended solids• 1 - 50 μm
Sand Filter 	<ul style="list-style-type: none">• Variety of media can be used	<ul style="list-style-type: none">• Water loss during backflushing• Risk of channeling• Needs to be pressurised	<ul style="list-style-type: none">• Medium to high flows with low to medium suspended solids• 21 μm
Bag Filter 	<ul style="list-style-type: none">• Replacement bags inexpensive• Very little head loss• Gravity fed or pressurised	<ul style="list-style-type: none">• Low surface area• Needs to be cleaned and replaced regularly	<ul style="list-style-type: none">• Low flows with low to medium suspended solids• 50 - 400 μm (gravity fed)• 1 - 100 μm (pressurised)


Types of mechanical filters

Screen Filter



- Separates solids from system water
- Medium maintenance
- Limited installation options
- Gravity fed only
- Medium to low flows with medium to high suspended solids
- 200/300 μm & 300/600 μm

Drum/Disc Filter



- Separates solids from system water
- Low maintenance
- Fine filtration of high water flows
- Expensive
- Large footprint
- High flows with medium to high suspended solids
- 10 - 100 μm

Swirl Filter

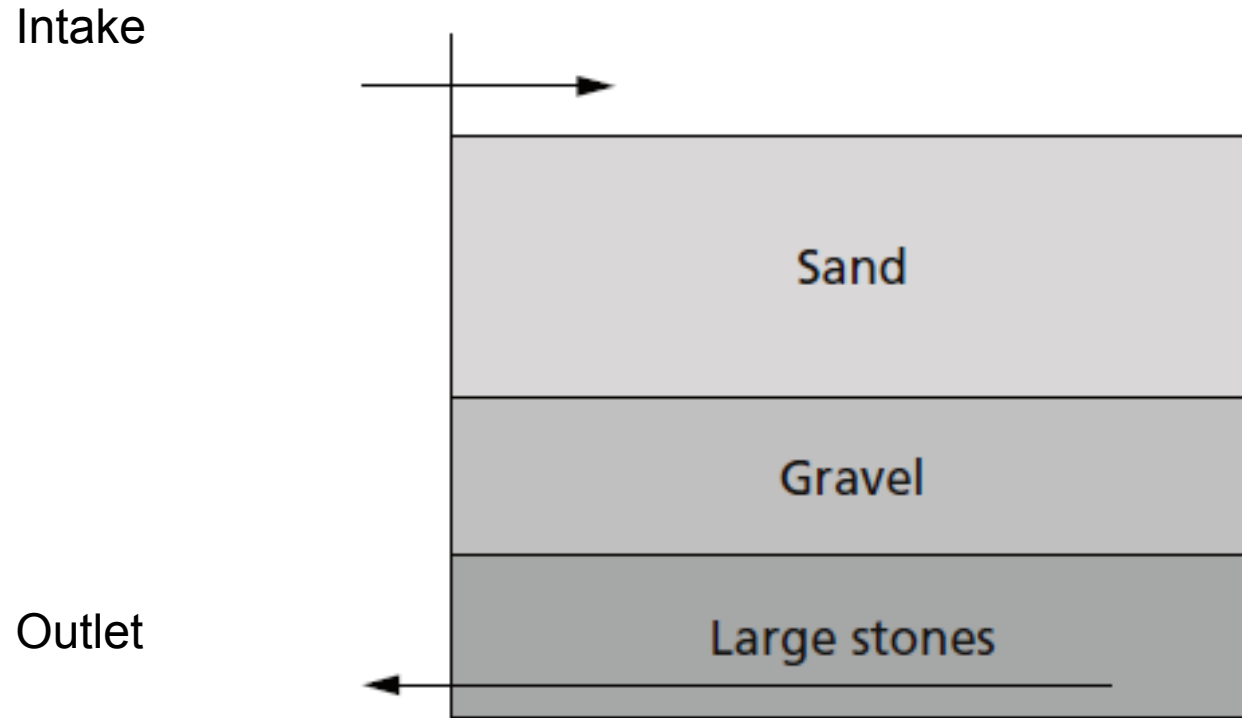


- No replacement of mechanical parts
- Large footprint
- Does not remove fine particles
- Low to medium flows with medium to high suspended solids
- > 1mm

Simple mechanical filter



Simple mechanical filter



Sand filter tank set up with layers of different filter media. Water is pumped in at the top of the tanks, flows through the various media, and out at the bottom of the tank.

Bag Filters

- Bag filters load solid waste efficiently and are easily cleaned.
- These bags not expensive, very durable and can be used to filter hatchery water



Mechanical filtration – sand filters

Sand or AFM media to filter to 10μ .

- Media does not clog or need renewing.
- Keeps very clean and requires lower pressure to pass same volume of water.
- Particularly suited to situations where water quality is more constant.

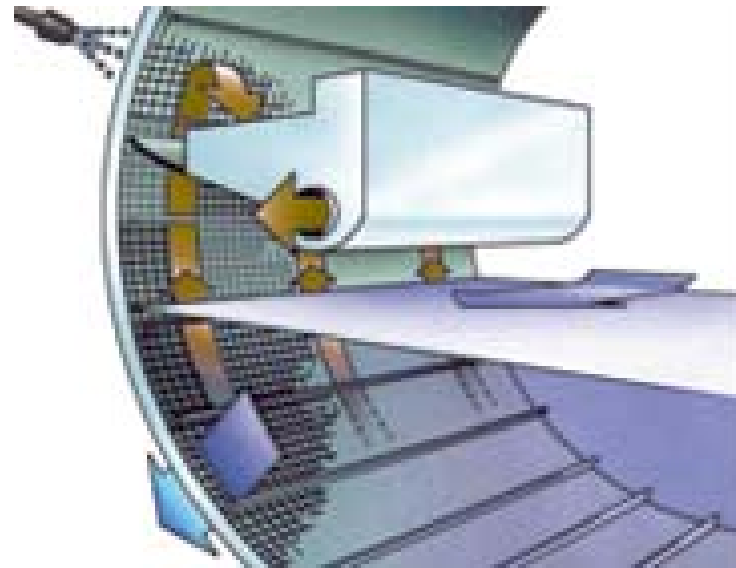



Water filtration



Mechanical filtration - Drum filters

- Drum filters from 200 to 10 μ mesh.
- Work well in situations where:-
- Suspended solids vary a lot from day to day.
- When particle size range has been previously measured.



Protein skimmers

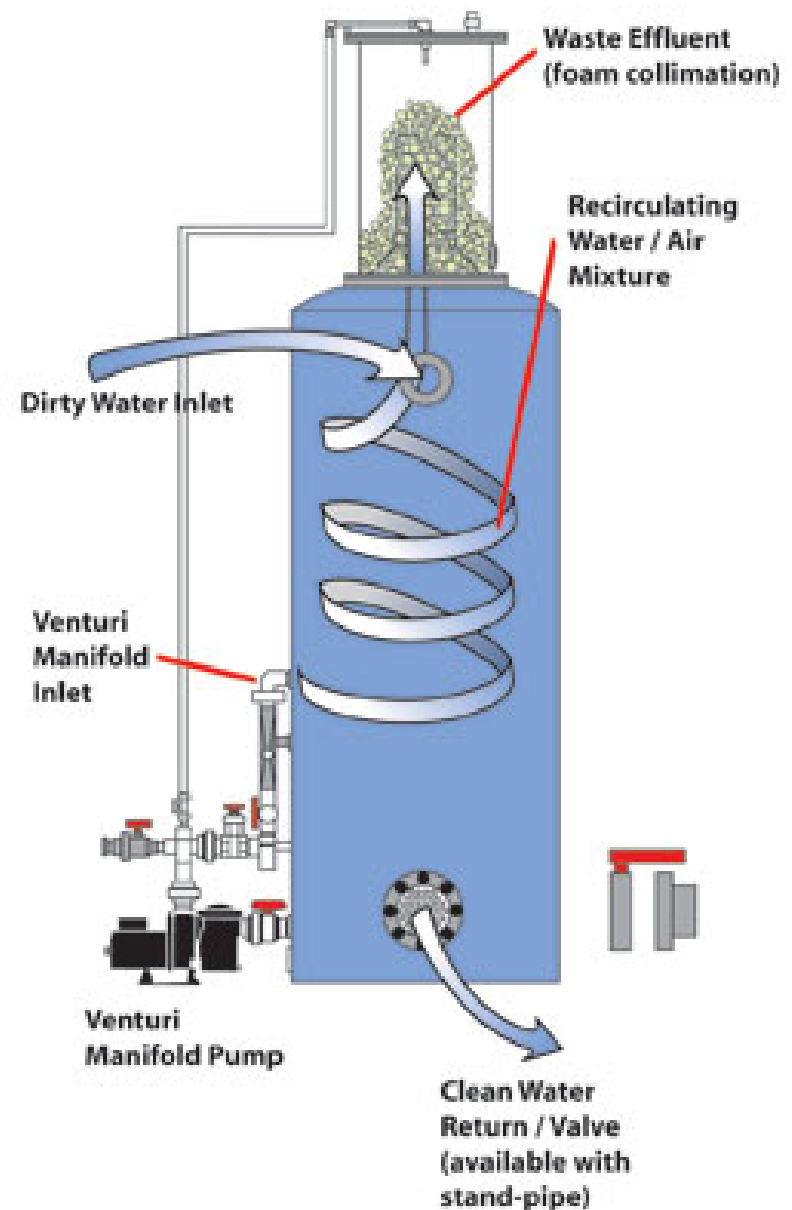
1. Venturi Air Injection Manifold
2. inlet pressure gauge, critical to operating efficiency, identifies the pressure before the venturi injectors.
3. venturi pump supplies water to the venturi manifold and waste collector wash-down nozzle.
4. outlet valve controls the column height inside the reactor
5. waste collector can be easily disassembled for periodic cleaning,
6. wash-down nozzle
7. Protein skimmer vessel




Protein skimmers

Protein Skimming (Foam Fractionation)

- Remove solid / dissolved organic waste
- Increase dissolved oxygen
- Reduce the biological demand on the biofilter
- Improve water clarity



Borehole water supplies



Advantages


- Constant temperature
- Low bacterial levels
- High clarity
- Little or no need for filtration
- Stable conditions for larval rearing

Water Disinfection (UV)

Water Disinfection

Ultra Violet

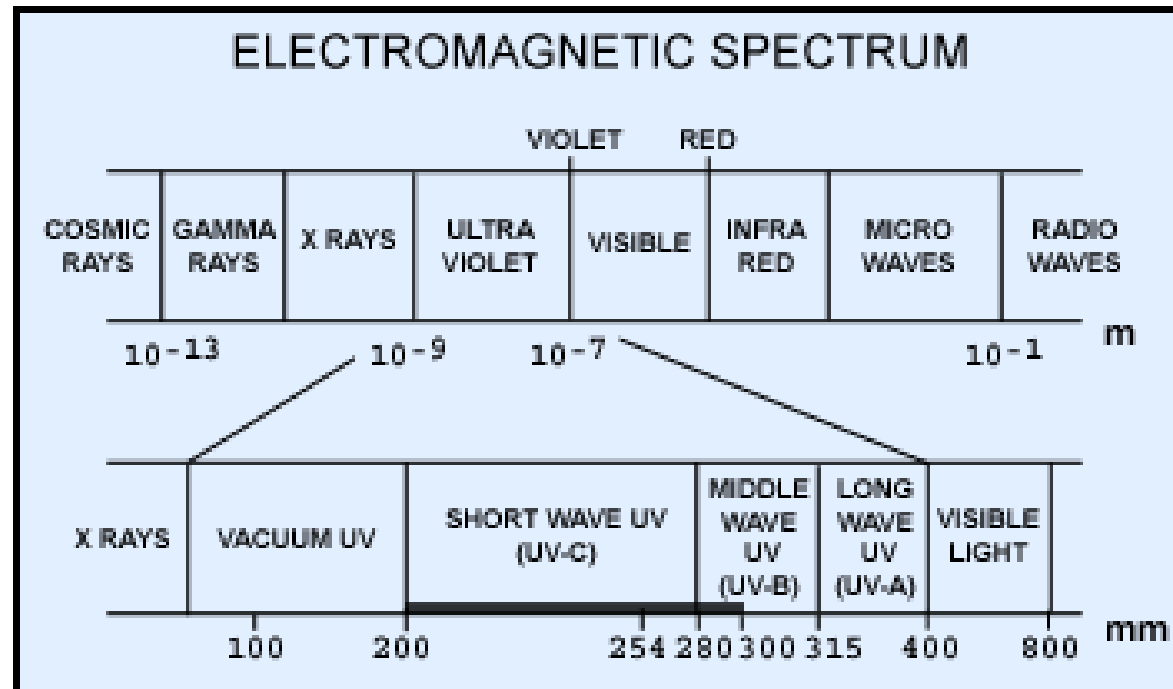
- UV at a minimum of 30,000 mW/cm².
- For nodavirus need >100,000.



Ultraviolet disinfection

Ultraviolet disinfection

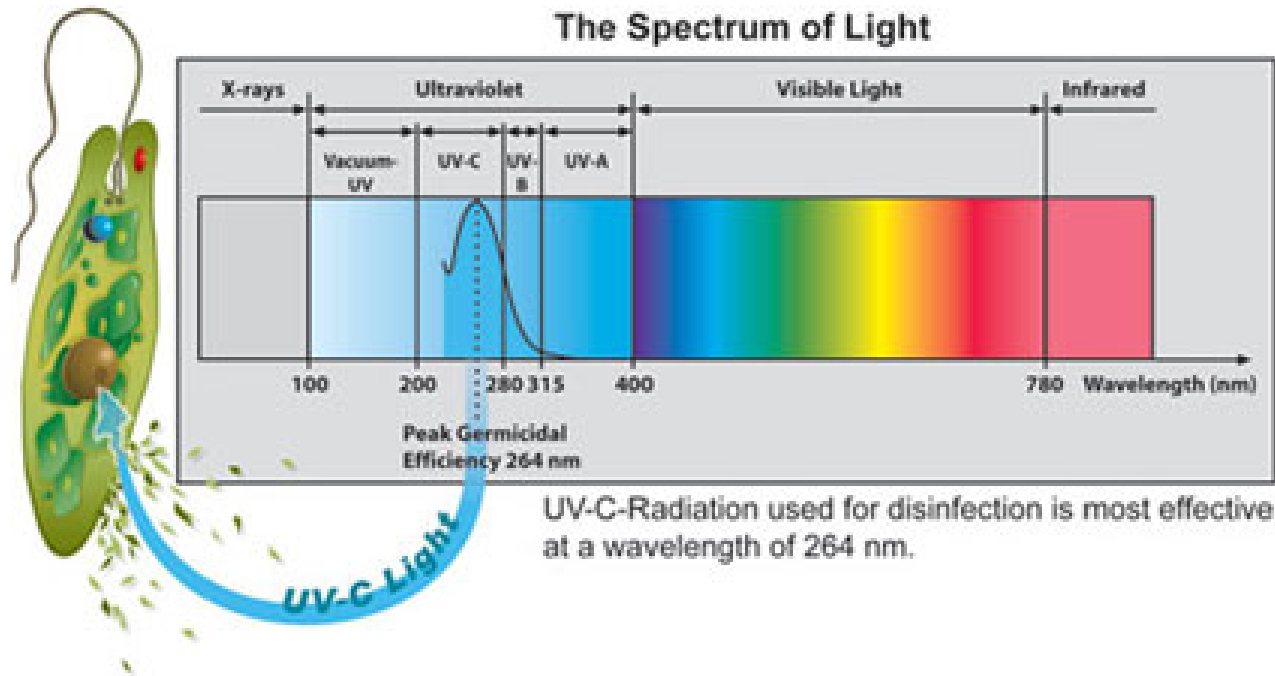
- Ultraviolet is a the blue violet range of the visible spectrum
- The ultraviolet spectrum is divided into three separate bands:-
 - **UVa** From 315nm to 400nm
 - **UVb** From 280nm to 315nm
 - **UVc** From 200nm to 280nm
- UVc is often referred to as the germicidal wavelength, because of its ability to destroy micro-organisms.




Ultraviolet disinfection

- When water is passed through a UV steriliser, micro-organisms contained in the water come into contact with UVc radiation which penetrates the cell membrane and either destroys or debilitates the micro-organism.
- Different micro-organisms vary in their susceptibility to UVc radiation.
- Correct application will dramatically reduce the likely spread of most primary infections such as *Oodinium* sp. and *Cryptocaryon* sp., at the same time almost eliminating the risk of secondary bacterial infection which is so often the real cause of fish loss.
- It is important to consider
 - the contact time
 - distance between the UVc source and the micro-organisms
- The contact time is the actual time it takes for the water to pass through the chamber.

Ultra Violet wavelength and efficiency



Note: This is only a visual representation of %UVT.



Exposure to kill 99.9%

Micro-Organism	UV Dosage Required $\mu\text{Ws}/\text{cm}^2^*$
Bacteria	
<i>Eschericia coli</i> (E-coli)	7 000
Cyst	
<i>Vibrio cholera</i> (cholera)	6 500
Algae	
<i>Chlorella vulgaris</i> (common green algae)	22 000
Moulds	
<i>Saprolegnia sp. zoospore</i> (egg fungus)	35 000
Viruses	
Rota virus	24 000
Parasites	
<i>Trichodina sp.</i> (fish parasite)	35 000
Nematode eggs	92 000
<i>Ichthyophthirius sp.</i> (white spot)	336 000

Water Disinfection - ozone

- Ozone is a powerful oxidizer, but it is also an unstable gas.
- Ozone is created by drawing dry air, or pure oxygen, and electrified by an electrical spark.
- During this process, the oxygen molecule is split into three parts and ozone gas is created.
- When applied to water, ozone gas searches out organic contaminants to oxidize.
- The performance of ozone is affected by water temperature and organic load.

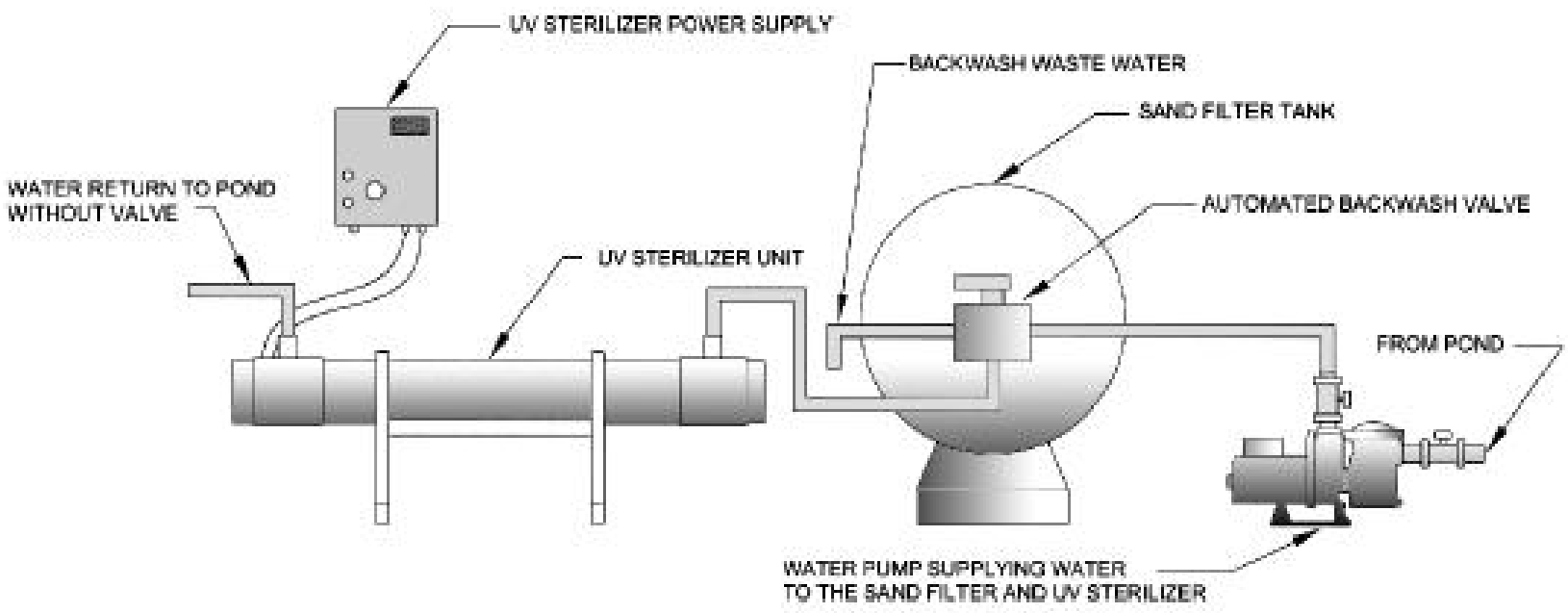
Water Disinfection - ozone

- Ozone at a maximum dose rate of 1g/m³/hr flow.
- Redox after ozone kept at 300 mv falling to 150 after Ultraviolet.
- Deep water redox lower than surface water.
- Main problem with
 - Danger to human health
 - reliability of redox probes.



Ozone

Hatchery water treatment



Oxygenation and Degassing water




Degassing water



	H ₂ S	pH	CO ₂	O ₂
BEFORE DEGAS	2.8 mg/l	7.5	150 ppm	0
AFTER DEGAS	0.003- 0.001	7.7- 7.9	25-35 ppm	100 %

- 45,000 liter / hour
- AFM filtration
- UV filtration



Degassing columns to remove supersaturated gasses



Industrial degassing



Liquid oxygen supply essential for live food production and intensive culture methods

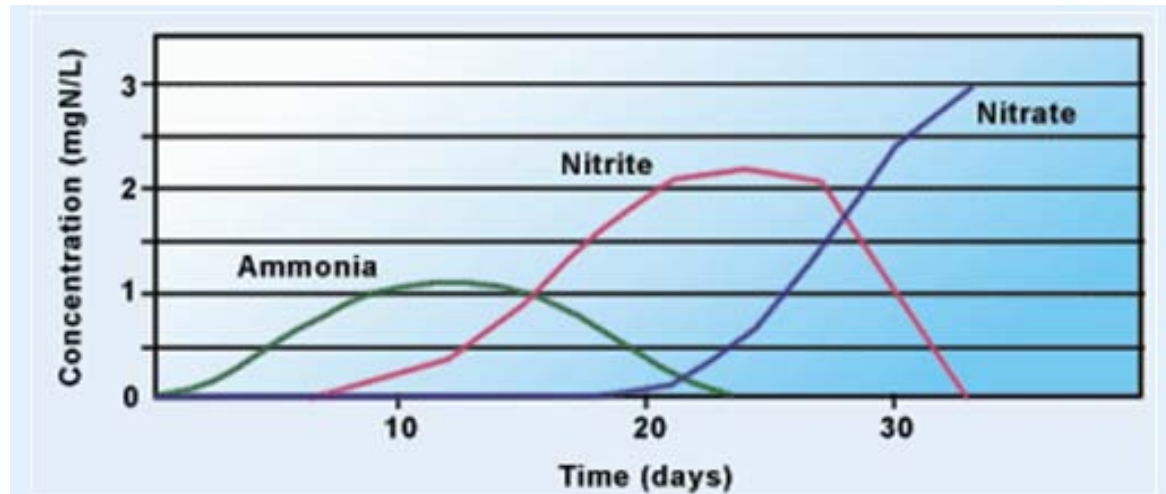


Conditioning water

Probiotic, conditioners or starters

- The use of probiotics can improve the efficiency of biological filters.
- It facilitates the removal of ammonia and nitrite.
- It usually contains a live culture of concentrated nitrifying bacteria that biologically convert ammonia and nitrite to relatively harmless nitrate.
- It can dramatically reduce the start-up period of the nitrogen cycle to get new systems up and running in up to ten days (depending on water conditions).
- The biological filters of new recirculation systems can be prone to colonisation by unbeneficial non-nitrifying bacteria, particularly in the first six months. Inoculating the new recirculation system with probiotics can significantly reduce this risk, by colonising the system with concentrated nitrifying bacteria.

Recirculation start up



Using probiotics or starters

